

22857 LOCKNESS AVENUE, TORRANCE, CA 90501 PHONE (213) 539-5283 FAX (213) 539-3626  
4856 N. MERRIMAC, CHICAGO, ILLINOIS 60630 PHONE (312) 792-1200 FSX (312) 792-1559  
Printed in Japan

CONSUMER PRODUCTS DIVISION

# ROMSTAR

EmuMovies

NES-2E-USA



ROMSTAR™



70



“This official seal is your assurance that Nintendo® has reviewed this product and that it has met our standards for excellence in workmanship, reliability and entertainment value. Always look for this seal when buying games and accessories to ensure complete compatibility with your Nintendo Entertainment System.®”

**This game is Licensed by Nintendo®**

for play on the



**“Nintendo Entertainment System.®”**

Nintendo and Nintendo Entertainment System are registered trademarks of Nintendo of America Inc.

---

---

**THANK YOU**

For buying Twin Eagle® from Romstar, Inc.®.

**CONGRATULATIONS!**

You have now distinguished yourself as a selective video game player with the purchase of your Romstar Game Pak.

To increase your enjoyment, read this instruction manual before you start your mission.

---

---

**TABLE OF CONTENTS**

Twin Eagle Story .....	2
How to Operate .....	3
How to Play .....	4
Weapon Select System .....	5
Point System .....	6-8
Player Support .....	9
Compliance with FCC Regulations .....	10
Warranty .....	11

## THE TWIN EAGLE STORY

Joe's Brother was on a mission to protect our world from war and aggression. He was shot down in enemy territory while battling the enemy at their fortress.

You and your buddy's mission is to avenge Joe's Brother, and to restore peace and tranquility in our world. You will advance through Five Stages of Land, Sea and Air Battles before encountering the enemy's fortress.

GOOD LUCK TO YOU ON YOUR MISSION.

---



© 1989 Romstar, Inc.

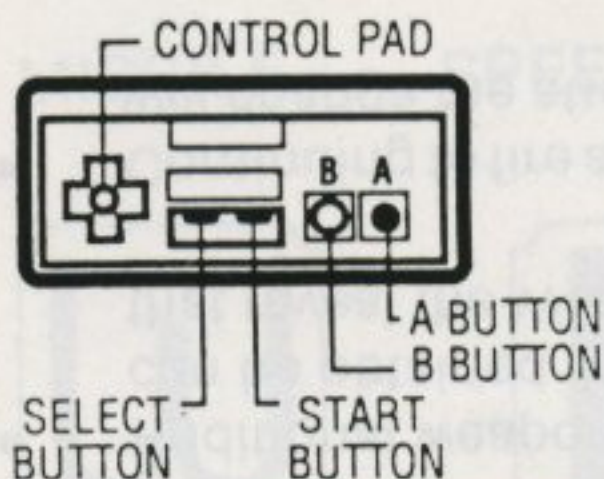
2

## HOW TO OPERATE

- Select one player or two player simultaneous action
- Press Start Button

### CONTROLLER

- Use control pad to move player
- Press the B Button to Fire
- Press the A Button to Release Bombs



## FEATURES

- After you have lost three helicopters, you may continue your game.
- Press the A Button to continue game. You may only continue three times.
- A Second player may join in at any time by pressing the A Button on controller two.
- Press Start to pause game.

3


## HOW TO PLAY

- Defeat all enemy forces by firing or dropping bombs.
- Bombs can be obtained by shooting down special planes and picking up the bombs that the planes leave behind.
- Additional weapons, power and speed control can be obtained by defeating special enemies that reveal the Weapon Select System.
- Continuing to fire at the Weapon Select System will change the attribute of the weapon.
- Pick up the desired weapon by flying over the Weapon Select System.
- Refuel on the Mother Ship.
- At the end of each stage, you can gauge your progress by checking the mission map, counting the enemies you have defeated and the hostages that you have rescued.
- Press Start to advance to the next scene.

4

## **WEAPON SELECT SYSTEM**

The following Hi-Tech weapons are awarded through the Weapon Select System:



MISSILE



SPEED-UP



TWO WAY SHOT



CANNON BALL



POWER-UP



MACHINE GUN

Don't forget to pick up these bombs.  
Use them to clear the screen of all  
enemies!



BOMB

5

## POINTS SYSTEM



BLUE PLANE - 800 POINTS  
(Carries one bomb that you can pick up)

---



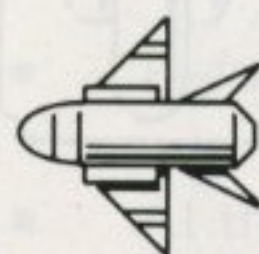
GOLD PLANE - 1800 POINTS  
(Carries one bomb that you can pick up)

---



GRAY PLANE - 1800 POINTS  
(May reveal Weapon Select System)

---



PURPLE PLANE - 1000 POINTS  
(Appears During High Speed Warp)

---



GOLD HELICOPTER - 1500 POINTS  
(Watch for enemy fire!)

6

## POINTS SYSTEM CONT.



TURRETS - No Points  
(Located on Ships)

---



HOSTAGES - No Points  
(These men are RED)

---



FOOT SOLDIERS - 500 POINTS  
(These men are GREEN)

---



TANK - 1000 POINTS

7


## HOW TO PLAY

- Defeat all enemy forces by firing or dropping bombs.
- Bombs can be obtained by shooting down special planes and picking up the bombs that the planes leave behind.
- Additional weapons, power and speed control can be obtained by defeating special enemies that reveal the Weapon Select System.
- Continuing to fire at the Weapon Select System will change the attribute of the weapon.
- Pick up the desired weapon by flying over the Weapon Select System.
- Refuel on the Mother Ship.
- At the end of each stage, you can gauge your progress by checking the mission map, counting the enemies you have defeated and the hostages that you have rescued.
- Press Start to advance to the next scene.

4

## **WEAPON SELECT SYSTEM**

The following Hi-Tech weapons are awarded through the Weapon Select System:



MISSILE



SPEED-UP



TWO WAY SHOT



CANNON BALL



POWER-UP



MACHINE GUN

Don't forget to pick up these bombs.  
Use them to clear the screen of all  
enemies!



BOMB

5

## THE TWIN EAGLE STORY

Joe's Brother was on a mission to protect our world from war and aggression. He was shot down in enemy territory while battling the enemy at their fortress.

You and your buddy's mission is to avenge Joe's Brother, and to restore peace and tranquility in our world. You will advance through Five Stages of Land, Sea and Air Battles before encountering the enemy's fortress.

GOOD LUCK TO YOU ON YOUR MISSION.

---



© 1989 Romstar, Inc.

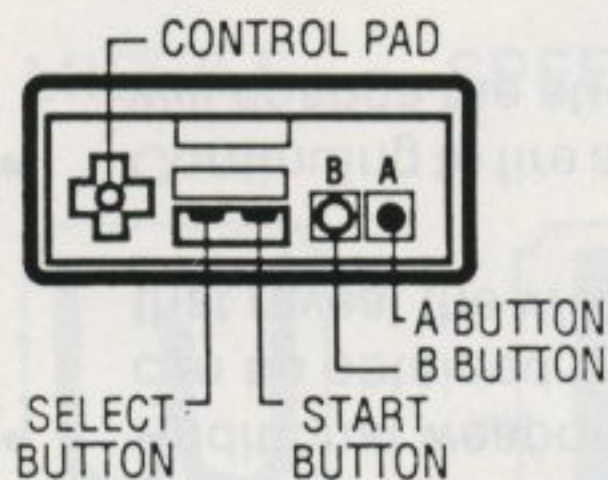
2

## HOW TO OPERATE

- Select one player or two player simultaneous action
- Press Start Button

### CONTROLLER

- Use control pad to move player
- Press the B Button to Fire
- Press the A Button to Release Bombs



## FEATURES

- After you have lost three helicopters, you may continue your game.
- Press the A Button to continue game. You may only continue three times.
- A Second player may join in at any time by pressing the A Button on controller two.
- Press Start to pause game.

3



“This official seal is your assurance that Nintendo® has reviewed this product and that it has met our standards for excellence in workmanship, reliability and entertainment value. Always look for this seal when buying games and accessories to ensure complete compatibility with your Nintendo Entertainment System.®”

**This game is Licensed by Nintendo®**

for play on the



**“Nintendo Entertainment System.®”**

Nintendo and Nintendo Entertainment System are registered trademarks of Nintendo of America Inc.

---

---

**THANK YOU**

---

---

For buying Twin Eagle® from Romstar, Inc.®.

**CONGRATULATIONS!**

You have now distinguished yourself as a selective video game player with the purchase of your Romstar Game Pak.

To increase your enjoyment, read this instruction manual before you start your mission.

---

---

**TABLE OF CONTENTS**

Twin Eagle Story .....	2
How to Operate .....	3
How to Play .....	4
Weapon Select System .....	5
Point System .....	6-8
Player Support .....	9
Compliance with FCC Regulations .....	10
Warranty .....	11